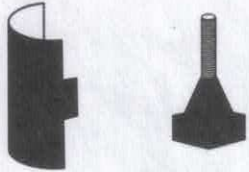


6054-584 Supreme Stacking Shelf ©2014 Whitmor, Inc.


Универсальная полка хром.
Инструкция по сборке.

Удерживающая насадка 8 шт.



A 8 ea
Sleeve

B 4 ea
Foot

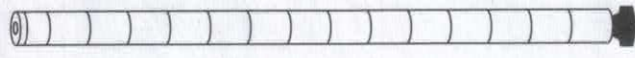


C 1 ea
Shelf

Полка 1 шт.

D 4 ea
Pole

NOTE: part D has foot part B already attached



Стойка 4 шт.



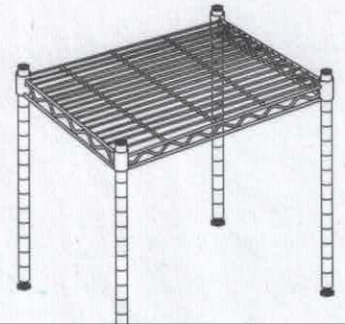
E 4 ea
Plug

Заглушка
4 шт.



F 4 ea
Stacking Screw

Соед. винт
4 шт.

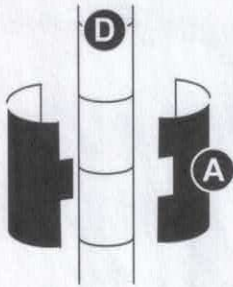


Assembly Time:
Less than 15 minutes.

Изделие предназначено для создание полок для хранения домашних вещей.

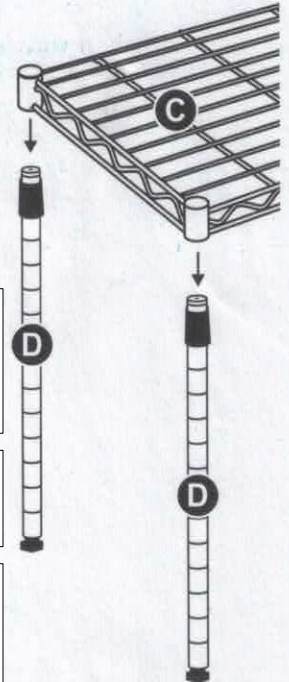
This product's intended use is for added shelving space anywhere in home or office.

Tools Needed: No additional tools required. A rubber mallet might help to seat shelves onto sleeves.

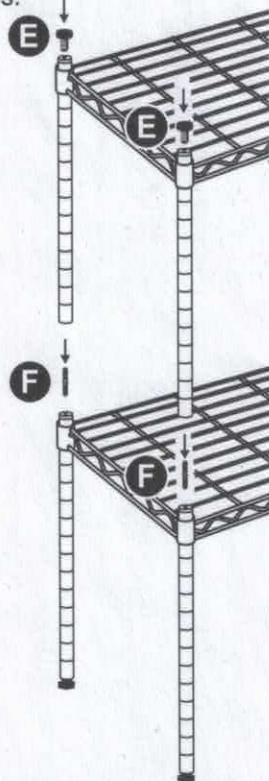


STEP 1. Start with poles (D) at the top (the end opposite the foot (B)). Snap two plastic sleeves (A) onto chrome poles at desired intervals. The sleeves are marked with a directional arrow to show proper placement. Use grooves on poles to ensure even shelf placement among the four poles.

STEP 2. Slide chrome poles (D) through shelf corners until shelf (C) rests firmly on sleeves. Push or gently tap the shelf down at corners to level shelf.



STEP 3. Determine if you are going to stack multiple shelves or use a single unit. If you stack multiple shelves screw the stacking screw (F) into the hole on the top of the four poles of assembled lower shelf unit. Before assembling top unit, take the feet off four poles and screw the poles onto lower shelf. Repeat steps 1 & 2 for top shelf unit. For the top unit screw plastic cap (E) into the holes on the top of the four poles.



Шаг 1. Наденьте пластиковые удерживающие насадки (A) на стойки полки (D) в нужных местах (от этого зависит высота полки). Убедитесь, что насадки находятся на одной высоте на всех четырех стойках.

Шаг 2. Вставьте стойки в отверстия на полке до упора. Легкими ударами по углам полки выровняйте ее (для этого удобно использовать резиновый молоток).

Шаг 3. При соединении двух полок вкрутите в верхние отверстия нижней полки соединительные винты (F), а из нижних отверстий стоек верхней полки выкрутите верхнюю ножку и прикрутите ее стойки к стойкам нижней полки. Повторите шаги 1-2 для верхней полки. На верхнюю полку наденьте заглушки (E).

Part	Reference
A	F6638
B	F6639
C	F6644
D	F6641
E	F6642
F	F6643

whitmor

8680 Swinnea Road • Suite 103 • Southaven, MS • 38671

NEED HELP? For help with assembly, or if you are missing a part, please call Whitmor's Customer Service Department, 1-888-944-8667 between 8 a.m. and 4:30 p.m. (Central Standard Time) Monday through Friday. Or email: help@whitmor.com. Visit us online at www.whitmor.com

Rev.2 | 10.02.13

Printed in China

TEN YEAR LIMITED WARRANTY

All Supreme wire products distributed by Whitmor, Inc. (the "Company") are warranted to the original purchaser at the time of purchase and for ten (10) years after the purchase date ("warranty term"). The Company warrants to you, the original purchaser, that our Supreme wire products and all metal or plastic parts and components are free of defects in material or workmanship during the warranty term. The word "defects" as used in this limited warranty is defined as any imperfections which impair the use of the Supreme wire product. This limited warranty is expressly limited to the replacement or repair of metal or plastic parts and components (in the Company's discretion) and the Company will have a reasonable amount of time to remedy said defect. This limited warranty only applies under conditions of normal use. This limited warranty does not cover defects caused by improper assembly or disassembly, defects occurring after purchase due to intentional damage, product modifications, exposure to the elements (including, but not limited to, wet environments), accidents, misuse, abuse or negligence and labor or assembly costs.

THE COMPANY DISCLAIMS ALL OTHER WARRANTIES EXPRESS OR IMPLIED INCLUDING, WITHOUT LIMITATION, ANY IMPLIED WARRANTIES OF MERCHANTABILITY OR FITNESS FOR A PARTICULAR PURPOSE, EXCEPT TO THE EXTENT THAT ANY WARRANTIES IMPLIED BY LAW CANNOT BE VALIDLY WAIVED. NO ORAL OR WRITTEN INFORMATION OR ADVICE GIVEN BY THE COMPANY, ITS DISTRIBUTORS, DEALERS, AGENTS OR EMPLOYEES, SHALL CREATE ANOTHER WARRANTY OR MODIFY THIS LIMITED WARRANTY. THIS LIMITED WARRANTY STATES THE COMPANY'S ENTIRE LIABILITY AND YOUR EXCLUSIVE REMEDY AGAINST THE COMPANY FOR ANY FAILURE OF THE SUPREME WIRE PRODUCT TO OPERATE PROPERLY. NEITHER THE COMPANY NOR ANYONE ELSE INVOLVED IN THE DEVELOPMENT, PRODUCTION, OR DELIVERY OF THIS SUPREME WIRE PRODUCT SHALL BE LIABLE FOR ANY INDIRECT, INCIDENTAL, SPECIAL, CONSEQUENTIAL, EXEMPLARY, OR PUNITIVE DAMAGES, INCLUDING LOST PROFITS, ARISING FROM THE USE OF OR INABILITY TO USE THE PRODUCT, EVEN IF ADVISED OF THE POSSIBILITY OF SUCH DAMAGES. SOME STATES DO NOT ALLOW THE EXCLUSION OR LIMITATION OF INCIDENTAL OR CONSEQUENTIAL DAMAGES, SO THE ABOVE LIMITATION OR EXCLUSION MAY NOT APPLY TO YOU. This Warranty gives you specific legal rights and you may also have other rights, which vary from State to State.

The Limited Warranty set forth above is provided on products purchased in and used in the United States, and is only in effect with valid proof of purchase (bill of sale) presented or shipped (shipping cost prepaid) to the Company within the United States at the address above. For Customer service call 1 (888) 944-8667 or visit us on the web at www.whitmor.com.